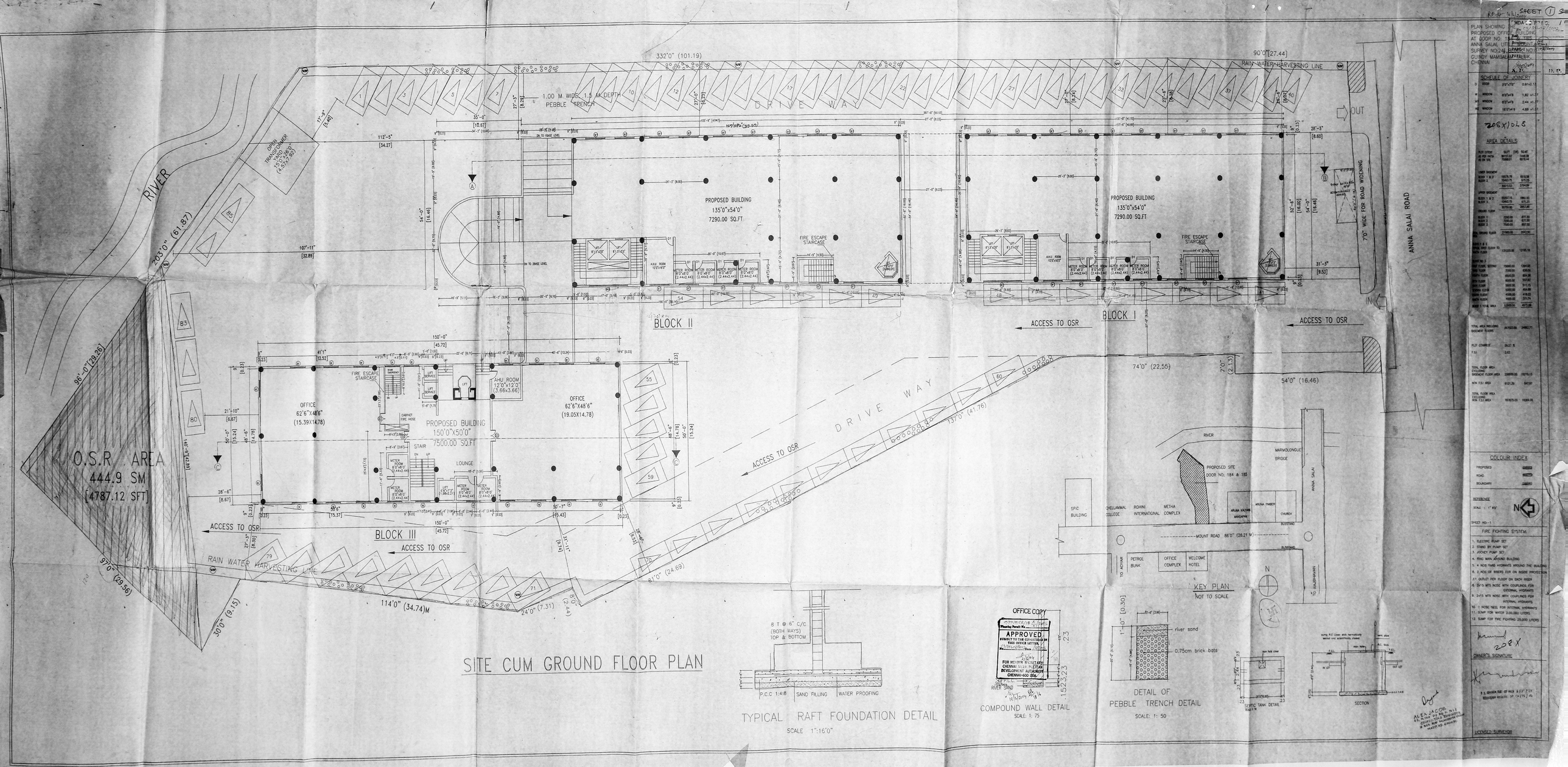
332'0" (101.19)
90'0"[27.44]
RAIN WATER HARVESTING LINE
1.00 M WIDE, 1.5 M DEPTH PEBBLE TRENCH
DRIVE WAY
OPEN TRANSFORMER 15'3"x26'0" (4.57m x 7.92)
RIVER
203'0" (61.87)
96'-0"[29.26]
112'-5" [34.27]
107'-11" [32.89]
35'-0" [10.67]
17'-9" (5.40)
27'-3" (8.31)
27'-0" (8.23)
54'-0" [16.46]
PROPOSED BUILDING 135'0"x54'0" 7290.00 SQ.FT
FIRE ESCAPE STAIRCASE
BLOCK II
BLOCK I
ACCESS TO OSR
OUT
IN
7'0" WIDE FOR ROAD WIDENING
ANNA SALAI ROAD
74'0" (22,55)
54'0" (16.46)
7'0" (2.13)
150'-0" [45.72]
OFFICE 62'6"X48'6" (15.39X14.78)
AHU ROOM 12'0"X12'0" (3.66X3.66)
OFFICE 62'6"X48'6" (19.05X14.78)
PROPOSED BUILDING 150'0"X50'0" 7500.00 SQ.FT
STAIR
LOUNGE
BLOCK III
O.S.R AREA 444.9 SM [4787.12 SFT]
114'0" (34.74)M
24'0" (7.31)
30'0" (9.15)
97'0" (29.56)
81'0" (24.69)
137'0" (41.76)
SITE CUM GROUND FLOOR PLAN
8 T @ 6" C/C (BOTH WAYS) TOP & BOTTOM
P.C.C 1:4:8
SAND FILLING
WATER PROOFING
TYPICAL RAFT FOUNDATION DETAIL
SCALE 1":16'0"
OFFICE COPY
APPROVED
FOR MEMBER SECRETARY CHENNAI METROPOLITAN DEVELOPMENT AUTHORITY CHENNAI-600 008.
COMPOUND WALL DETAIL
SCALE: 1: 75
KEY PLAN
NOT TO SCALE
RIVER
MARVALONGUET BRIDGE
PROPOSED SITE DOOR NO: 184 & 185
ANNA SALAI
SPIC BUILDING
SHELLAMMAL COLLEGE
ROHINI INTERNATIONAL
METHA COMPLEX
ARUNA KALYANA MANDAPAM
ARUNA THABOT
CHURCH
BUSSTAND
MOUNT ROAD 86'0" (26.21 M)
PETROL BUNK
OFFICE COMPLEX
WELCOME HOTEL
TO ADYAR
TO ALWARPURAM
river sand
0.75cm brick bats
DETAIL OF PEBBLE TRENCH DETAIL
SCALE: 1: 50
SEPTIC TANK DETAIL
SECTION
RP.No. MA/Cons/ SHEET (1)
MDA APPROVED
PLAN SHOWING PROPOSED OFFICE BUILDING AT DOOR NO: 184 & 185 ANNA SALAI, LITTLE MOUNT, SURVEY NO.244 (PART) GUINDY MANDAL, CHENNAI
SCHEDULE OF JOINERY
D DOOR 3'0"x7'0" 2.0x2.13
W WINDOW 6'0"x4'0" 1.82 x1.22
SW WINDOW 8'0"x4'0" 2.44 x1.22
RC WINDOW 16'0"x4'0" 4.88 x1.22
720SQ/DLC
AREA DETAILS
COLOUR INDEX
PROPOSED
ROAD
BOUNDARY
REFERENCE
SCALE : 1" 8'0"
SHEET NO:-1
FIRE FIGHTING SYSTEM
1. ELECTRIC PUMP SET
2. STAND BY PUMP SET
3. JOCKEY PUMP SET
4. RING MAIN AROUND BUILDING
5. 4 NOS YARD HYDRANTS AROUND THE BUILDING
6. 2 NOS OF RISERS FOR ON INSIDE PROTECTION
7. 2" OUTLET PER FLOOR ON EACH RISER
8. 2x15 MTS NOSE WITH COUPLINGS FOR EXTERNAL HYDRANTS
9. 2x15 MTS NOSE WITH COUPLINGS FOR INTERNAL HYDRANTS
10. 1 NOSE REEL FOR INTERNAL HYDRANTS
11. SUMP FOR WATER 3.00,000 LITERS.
12. SUMP FOR FIRE FIGHTING 25,000 LITERS
208X
OWNER'S SIGNATURE
LICENSED SURVEYOR

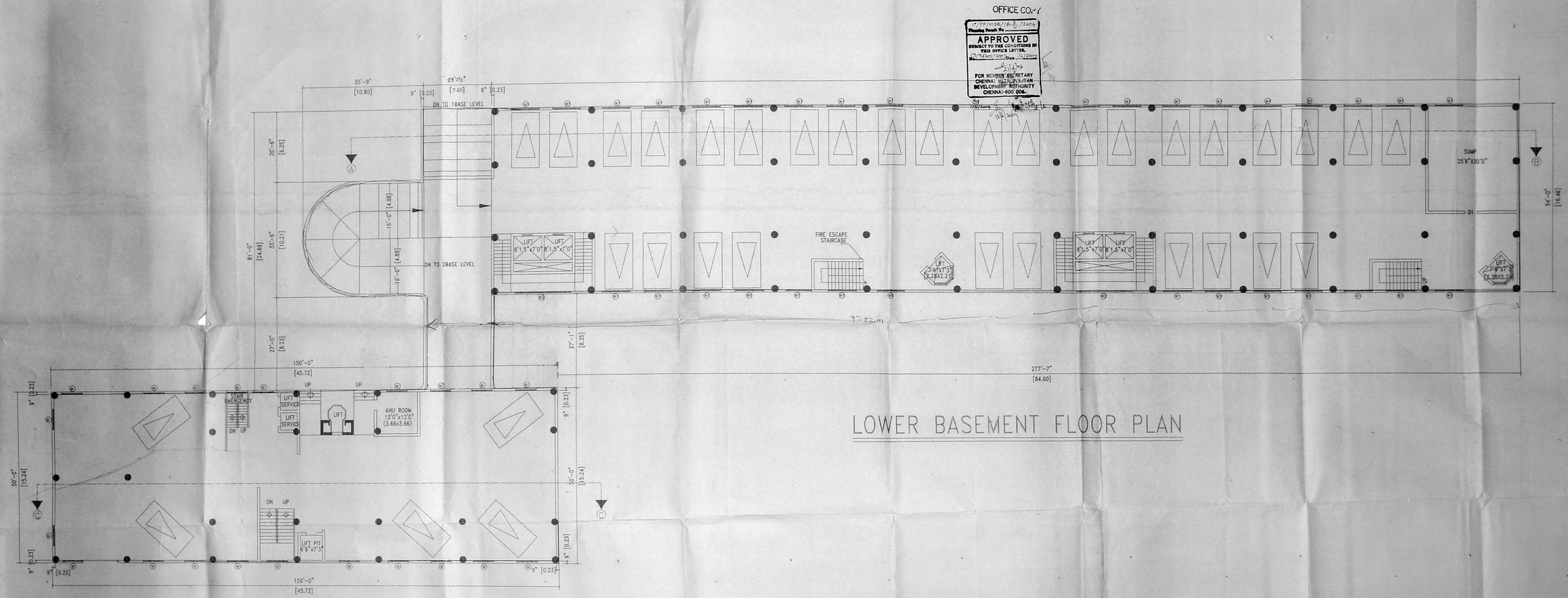

OFFICE COPY

Planning Permit No. CMDA/PP/NOC/118-B/2006

APPROVED
SUBJECT TO THE CONDITIONS IN THIS OFFICE LETTER.
No. C3/15502/2002 Dated: 6/12/2006

FOR MEMBER SECRETARY
CHENNAI METROPOLITAN DEVELOPMENT AUTHORITY
CHENNAI-600 008.

LOWER BASEMENT FLOOR PLAN

PLAN SHOWING THE PROPOSED OFFICE BUILDING AT DOOR NO: 184 & 185 ANNA SALAI, LITTLE MOUNT SURVEY NO:24 BLOCK NO:8 GUINDY MAMBALAM TALUK, CHENNAI.

CMDA C3/PP NO: 1
C.No. C3/15502/2002

SCHEDULE OF REVISIONS

0	Sanction	6.01.10
1	Revised Plan	2.02.11
2	Revised Plan	2.04.11

A.P. DETAILS D.P.

PLOT EXTENT		SQFT	(SQ.M)
AS PER PATTA		80717.00	7466.68
AS ON SITE		73085.01	6978.44
LOWER BASEMENT			
BLOCK 1 & 2		19578.78	1819.58
BLOCK 3		10452.75	971.25
		30031.53	2794.84
UPPER BASEMENT			
BLOCK 1 & 2		28257.19	2626.42
BLOCK 3		10452.75	971.25
		38709.94	3597.69
GROUND FLOOR			
BLOCK 1		7290.00	677.50
BLOCK 2		7290.00	677.50
BLOCK 3		7506.00	697.50
TOTAL GROUND FLOOR AREA		21990.00	2042.50
BLOCK 1 & 2 TYPICAL FIRST FLOOR TO NINETH FLOOR		137220.00	12785.78
BLOCK NO 3			
FIRST FLOOR, SECOND		15000.00	1394.55
THIRD FLOOR		7000.00	650.58
FOURTH FLOOR		6500.00	604.08
FIFTH FLOOR		6000.00	557.62
SIXTH FLOOR		5500.00	511.15
SEVENTH FLOOR		5000.00	464.68
EIGHTH FLOOR		4500.00	418.22
NINETH FLOOR		4000.00	371.74
BLOCK 3 TOTAL AREA		53500.00	4972.09
TOTAL AREA INCLUDING BASEMENT FLOORS		267523.00	24862.37
PLOT COVARGE		28.27 %	
F.S.I		3.65	
TOTAL FLOOR AREA EXCLUDING BASEMENT FLOOR AREA		206800.00	19216.15
NON F.S.I AREA		9121.39	847.57
TOTAL FLOOR AREA EXCLUDING NON F.S.I AREA		197675.00	18368.00

COLOUR INDEX

PROPOSED
ROAD
BOUNDARY

SCALE 1"=8'0" OR 1:100

N

SHEET NO:-1

FIRE FIGHTING SYSTEM:

1. ELECTRIC PUMP SET
2. STAND BY PUMP SET
3. JOCKEY PUMP SET
4. 4 NOS HYDRANTS AROUND BUILDING
5. 4 NOS HYDRANTS AROUND THE BUILDING
6. 2 NOS OF RISERS FOR ON INSIDE PROTECTION
7.3 OUTLET FIRE POINTS ON EACH RISER
8. 2x15 MTS HOSE WITH COUPLINGS FOR EXTERNAL HYDRANTS
9. 2x15 MTS HOSE WITH COUPLINGS FOR INTERNAL HYDRANTS
10. 1 NOSE STEEL FOR INTERNAL HYDRANTS
11. SUMP FOR WATER 2,00,000 LITERS
12. SUMP FOR FIRE FIGHTING 25,000 LITERS

OWNER'S SIGNATURE

P.S. GOVINDA RAO GUDIMA ALIA RAO
BUILDING JALALPET on 14/9/06

LICENSED SURVEYOR

ALEX JACOB
B.E., M.Tech., Dip. Mgt., M.I.E.
CONSULTING ENGINEER
78, M.G.R. ROAD, PADMANABHA NAGAR
MADRAS-600 020.

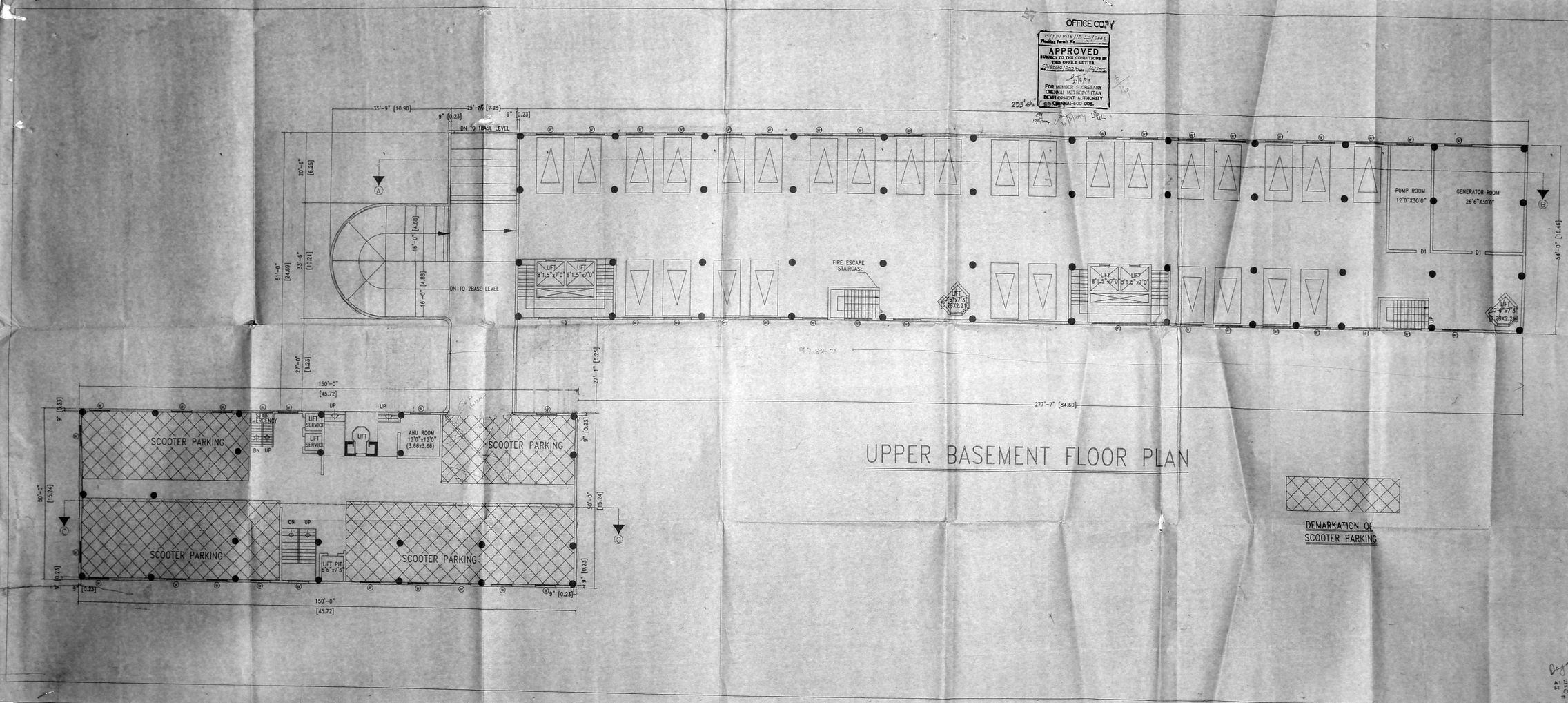

167 X 66

SHEET-3

PLAN SHOWING THE PROPOSED OFFICE BUILDING AT DOOR NO: 184 & 185 ANNA SALAI, LITTLE MOUNT SURVEY NO:-241 BLOCK NO:8 GUINDY VILLAGE, ALANDUR TALUK, CHENNAI.

GCDA/GA/BP/2006

SCHEDULE OF DOOR & WINDOWS

PART-I

D			
W			
W1			

AREA DETAILS

PLOT EXTENT AS PER PATTA	85703.00	9448.88	
AS ON SITE	75088.01	8276.44	
LOWER BASEMENT			
BLOCK 1 & 2	19578.78	1819.58	
BLOCK 3	10483.75	975.25	
	30072.53	2794.84	
UPPER BASEMENT			
BLOCK 1 & 2	20253.03	1882.63	
BLOCK 3	10483.75	975.25	
	30750.90	2857.89	
GROUND FLOOR			
BLOCK 1	7290.00	677.50	
BLOCK 2	7290.00	677.50	
BLOCK 3	7500.00	697.50	
TOTAL GROUND FLOOR AREA	21980.00	3043.50	
BLOCK 1 & 2 TYPICAL FIRST FLOOR TO NINETH FLOOR	131220.00	12195.16	
BLOCK NO 3			
FIRST FLOOR, SECOND	15000.00	1394.00	
THIRD FLOOR	7500.00	697.50	
FOURTH FLOOR	6500.00	604.08	
FIFTH FLOOR	6000.00	557.82	
SIXTH FLOOR	5500.00	511.15	
SEVENTH FLOOR	5000.00	464.68	
EIGHTH FLOOR	4500.00	418.20	
NINETH FLOOR	4500.00	397.94	
BLOCK 3 TOTAL AREA	53500.00	4972.09	
TOTAL AREA INCLUDING BASEMENT FLOORS	287923.03	26982.71	
PLOT COVERAGE	29.27 %		
F.S.I	3.83		
TOTAL FLOOR AREA EXCLUDING BASEMENT FLOOR AREA	206800.00	19219.13	
NON F.S.I AREA	9121.39	847.57	
TOTAL FLOOR AREA EXCLUDING NON F.S.I AREA	197675.00	18364.00	

COLOUR INDEX

PROPOSED ROAD BOUNDARY

SCALE 1"=8'0" OR 1:100

N

SHEET NO:-1

FIRE FIGHTING SYSTEM:

1. ELECTRIC PUMP SET
2. STAND BY PUMP SET
3. HYDRANT PUMP SET
4. RING MAIN AROUND BUILDING
5. 4 NOS YARD HYDRANTS AROUND THE BUILDING
6. 2 NOS OF HOSE REEL FOR ON INSIDE PROTECTION
7. 1 OUTLET PER FLOOR ON EACH RISER
8. 2x0.5 MTS HOSE WITH BRANCH PIPE CONTAINED FOR EXTERNAL HYDRANTS
9. 2x0.5 MTS HOSE WITH BRANCH PIPE FOR INTERNAL HYDRANTS
10. 1 HOSE REEL FOR INTERNAL HYDRANTS
11. SUMP FOR WATER 2,40,000 LITERS
12. SUMP FOR FIRE FIGHTING 20,000 LITERS

OWNER'S SIGNATURE

Regd

ALEX JACOB
B.E. (Hons) DIP. Bus. Mgmt.
CONSULTING ENGINEER
T.S. No. 8/82, Kamaraj Salai
MADRAS 600 020

T.S. GOVINDARAJAN AGENCIES
REGISTERED ARCHITECT No. CA / 79 / 96

LICENSED SURVEYOR

SHEET-(4)

SHEET (4)

OFFICE COPY

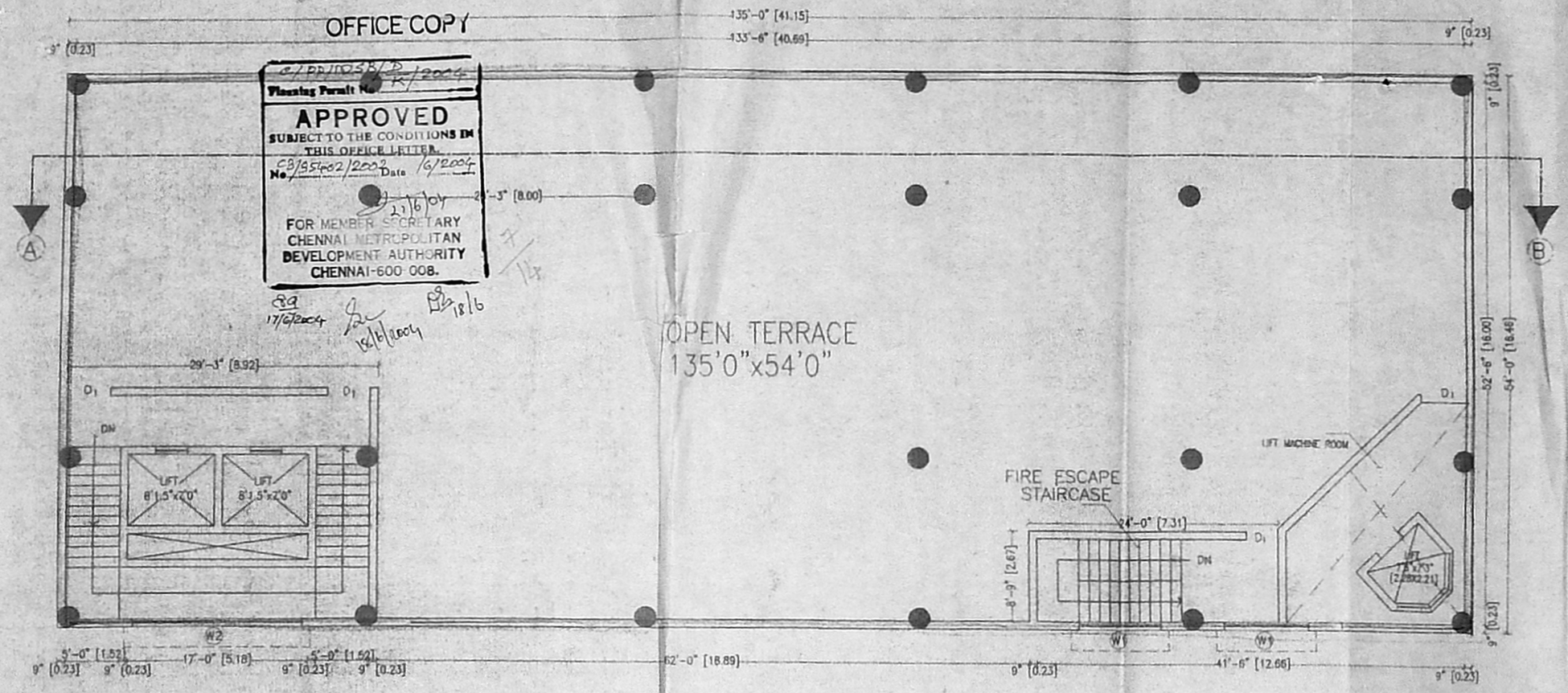

TERRACE PLAN

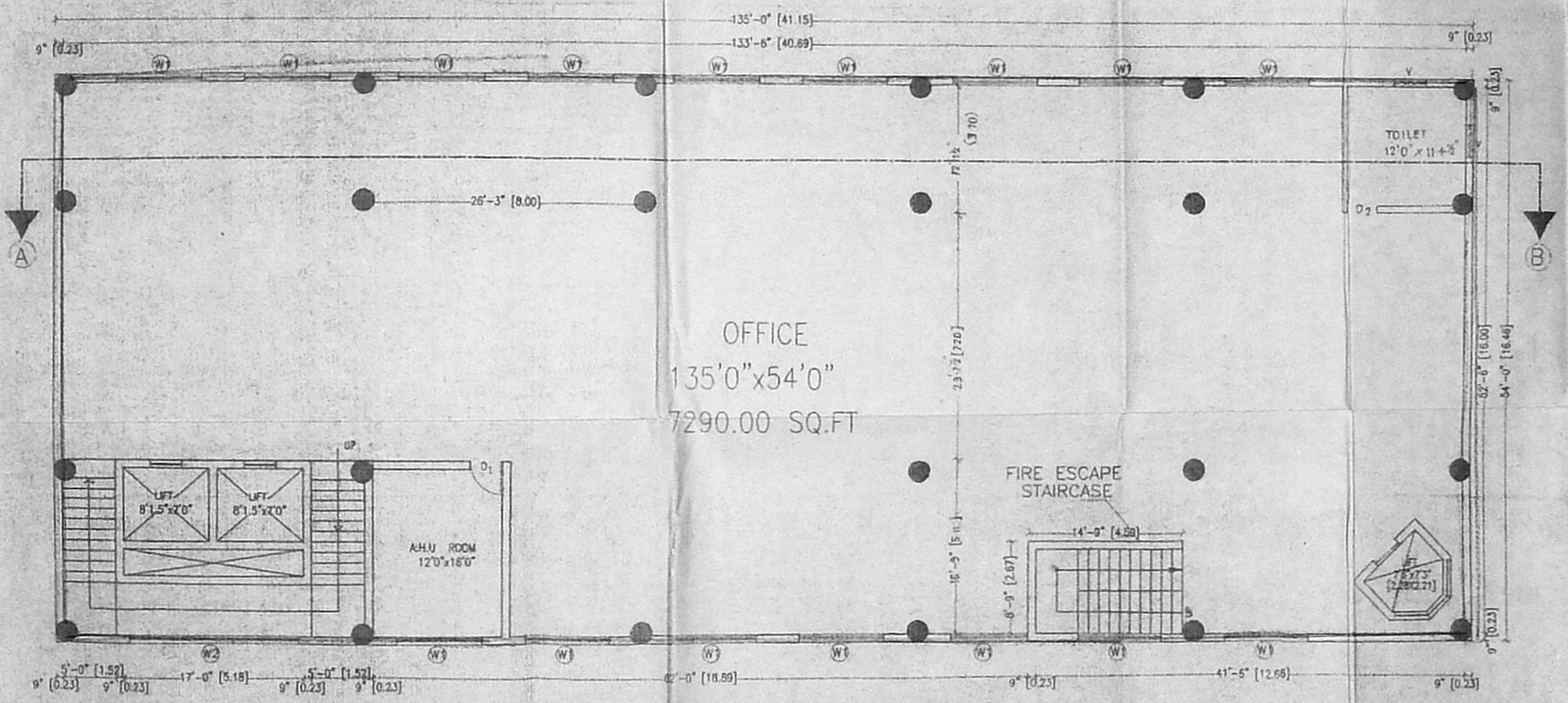

TYPICAL FLOOR PLAN

FIRST TO NINETH FLOOR PLAN

BLOCK NO:1

PLAN SHOWING THE PROPOSED OFFICE BUILDING AT DOOR NO: 184 & 185 ANNA SALAI, LITTLE MOUNT T.S.NO:24/1 BLOCK NO:8 ADYAR, MAMBALAM GUINDY TALUK, CHENNAI

CMDA C3/PP NO: 1
C. No: C3/95402/2002
Asst.
Scrutiny: 2/6/2004
PART-I
PART-II
A. P. 18/6/2004 D. P.

SCHEULE OF JOINERY

D	DOOR	4'0"x7'0"	1.22 x 2.13
D_1	DOOR	3'0"x7'0"	0.91x2.13
D_2	DOOR	2'6"x7'0"	0.76x 2.13
W_1	WINDOW	6'0"x4'6	1.82 x1.37
V	VENTILATOR	4'0"x2'0"	1.22 x 0.61

COLOUR INDEX

PROPOSED 64 4 x 58

ROAD

BOUNDARY

REFERENCE

SCALE : 1" 8'0"

N

SHEET NO:- 3

AREA DETAILS

	SQ.FT	SQ.M
PLOT AREA	80161.00	7449.91
PLINTH AREA		
II BLOCK		
GROUND FLOOR	6480.00	602.23
FIRST FLOOR	6480.00	602.23
SECOND FLOOR	6480.00	602.23
THIRD FLOOR	6480.00	602.23
FOURTH FLOOR	6480.00	602.23
FIFTH FLOOR	6480.00	602.23
SIXTH FLOOR	6480.00	602.23
SEVENTH FLOOR	6480.00	602.23
EIGHT FLOOR	6480.00	602.23
NINETH FLOOR	6480.00	602.23
TOTAL AREA	64800.00	6022.30

P. MURALIMOHAN
20/19, DEMONTE COLONY
ALWARPET
CHENNAI - 600 018

OWNER'S SIGNATURE

SIGN OF LICENSED SURVEYOR.

ALEX JACOB
CONSULTING ENGINEER
MADRAS-600 090

P. K. GOVIND RAO, G.D. ARCH., A.I.I.A., F.I.I.A.
REGISTERED ARCHITECT No. 6A / 75 / 104

SIGNATURE OF ARCHITECT

SHEET - (5)

SHEET - (5)

OFFICE COPY

C/PP/105B/16 E/R/2004
Planning Permit No.

APPROVED
SUBJECT TO THE CONDITIONS IN THIS OFFICE LETTER.
No. CB/35402/2002 Date 16/2004

21/6/04
FOR MEMBER SECRETARY
CHENNAI METROPOLITAN DEVELOPMENT AUTHORITY
CHENNAI-600 008.

8/14

89 17/6/2004 18/6/2004 89 18/6

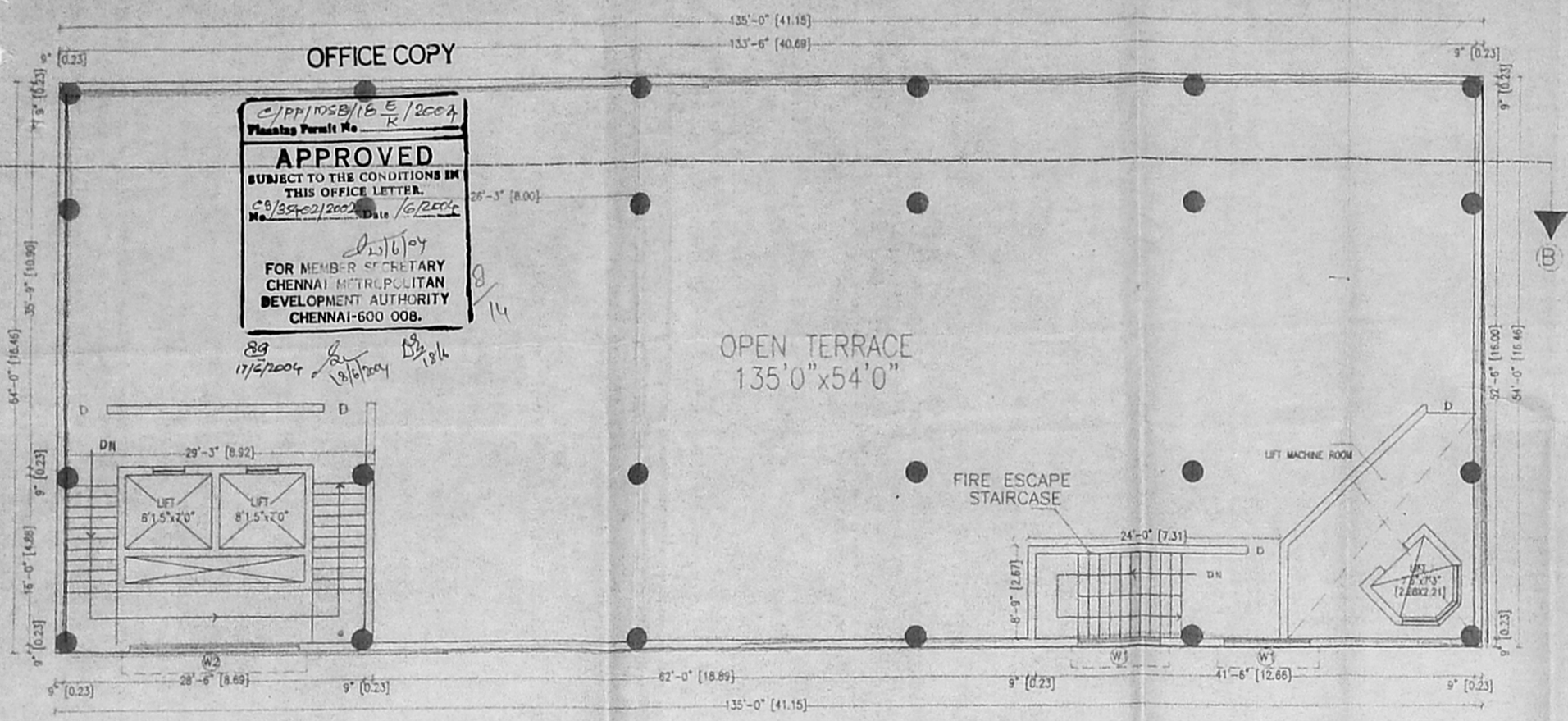

TERRACE PLAN

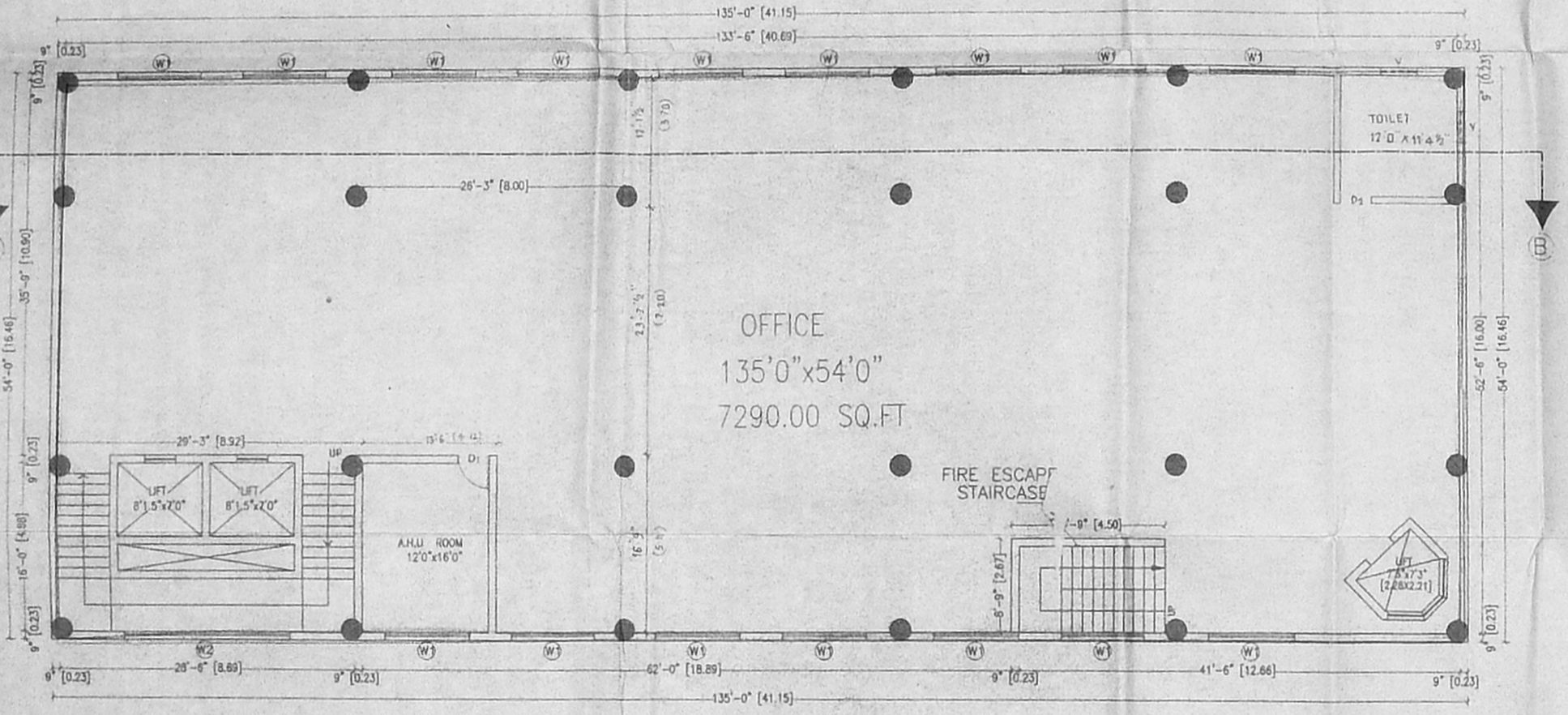

TYPICAL FLOOR PLAN

FIRST TO NINETH FLOOR PLAN

BLOCK NO:2

ALEX JACOB
B.E., M.Tech., F.I.E., M.I.E. (Aust.)
CONSULTING ENGINEER
No. 14, Kilakottai Colony,
MADRAS-600 090

PLAN SHOWING THE PROPOSED BUILDING AT DOOR NO. 104 OLD NO. 8 ANNA SALAI, LITTLE MOUNT T.S.NO. 54/1 BLOCK NO. 8 ADYAR, SAIDAPET TALUK, CHENNAI.

CMDA CP/PP NO:	
CP No. CB/35402/2002	
Scrutiny:	89 21/6/2004
PART-I	17/6/2004
PART-II	
A. P.	21/6/2004 D. P.

SCHEULE OF JOINERY

D	DOOR	4'0"x7'0"	1.22x2.13
D_1	DOOR	3'0"x7'0"	0.91x2.13
D_2	DOOR	2'6"x7'0"	0.76x2.13
W	WINDOW	6"0"x4'6	1.82 x1.37
V	VENTILATOR	4'0"x2'0"	1.22 x0.61

COLOUR INDEX

PROPOSED 64x64.5

ROAD

BOUNDARY

REFERENCE

SCALE 1" 8'0"

N

SHEET NO:- 4

AREA DETAILS

	SQ.FT	SQ.M
PLOT AREA	80161.00	7449.91
PLINTH AREA		
I BLOCK		
GROUND FLOOR	6457.50	600.14
FIRST FLOOR	6457.50	600.14
SECOND FLOOR	6457.50	600.14
THIRD FLOOR	6457.50	600.14
FOURTH FLOOR	6457.50	600.14
FIFTH FLOOR	6457.50	600.14
SIXTH FLOOR	6457.50	600.14
SEVENTH FLOOR	6457.50	600.14
EIGHT FLOOR	6457.50	600.14
NINETH FLOOR	6457.50	600.14
TOTAL AREA	64575.00	6001.14

P. MURALIMOHAN
39/19, DEMONTE COLONY
ALWARPET
CHENNAI - 600 018

OWNER"S SIGNATURE

SIGN OF LICENSED SURVEYOR

P. S. GOVIND RAO; G.D. ARCH., A.I.I.A., F.I.I.A.
REGISTERED ARCHITECT No. CA / 75 / 104

SIGNATURE OF ARCHITECT

SHEET-6

SHEET

CMDA C3/PP NO:
C. No:
Asst.
Scrutiny:
PART-I
PART-II
A. P.
D. P.

123X91.5

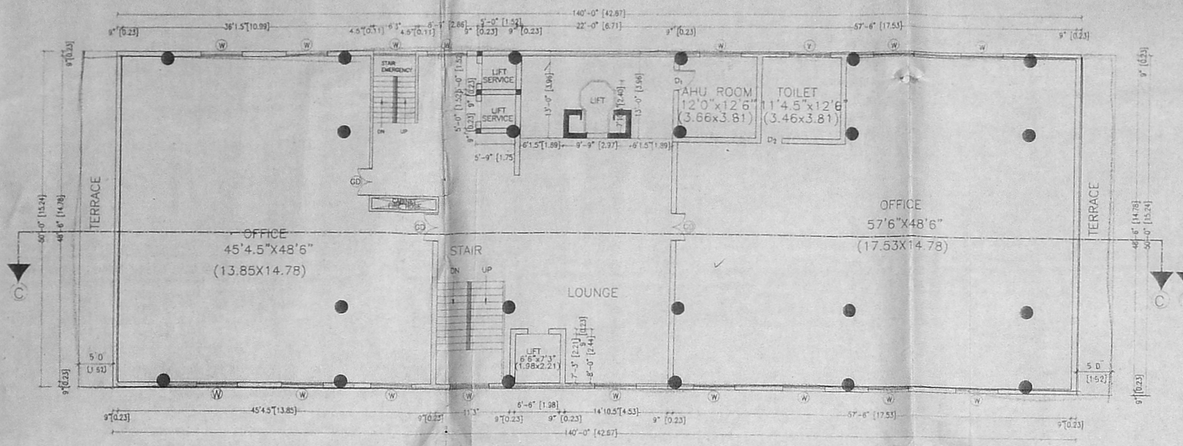

THIRD FLOOR PLAN

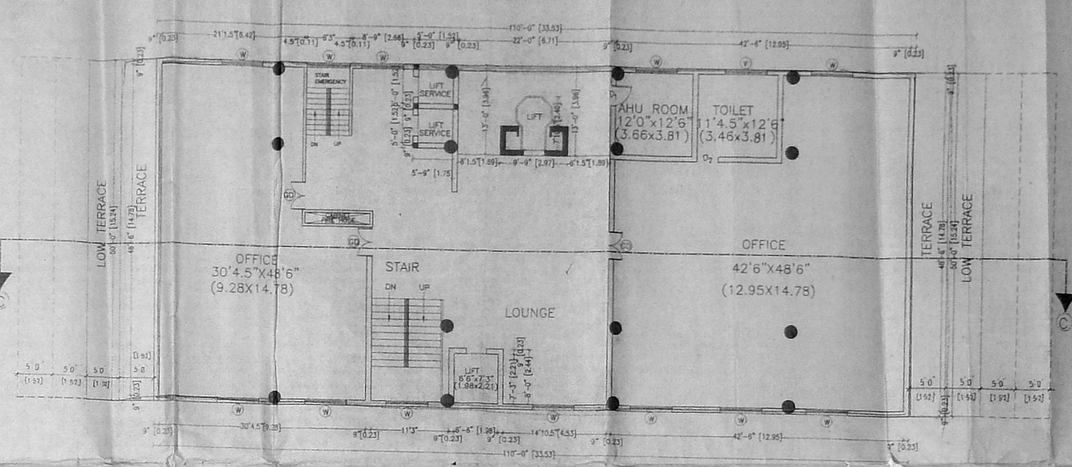

SIXTH FLOOR PLAN

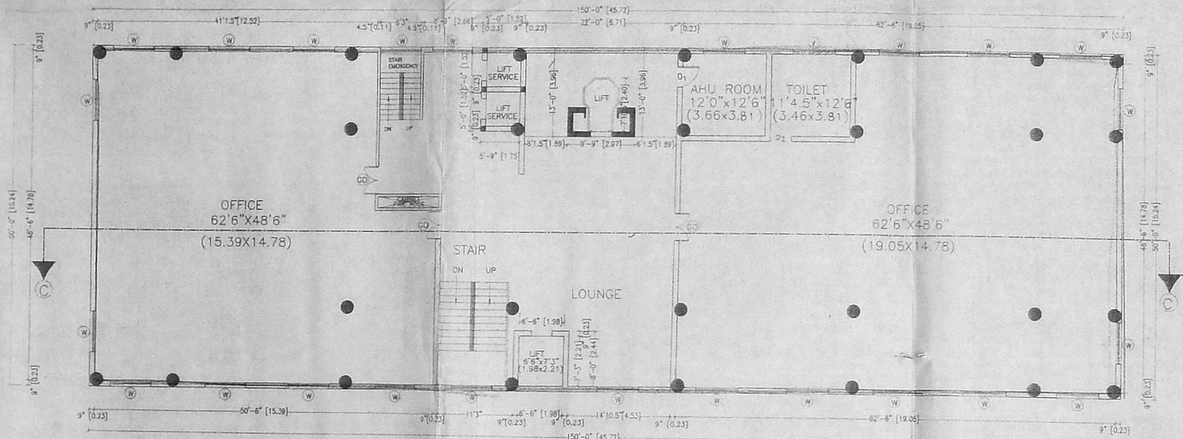

SECOND FLOOR PLAN

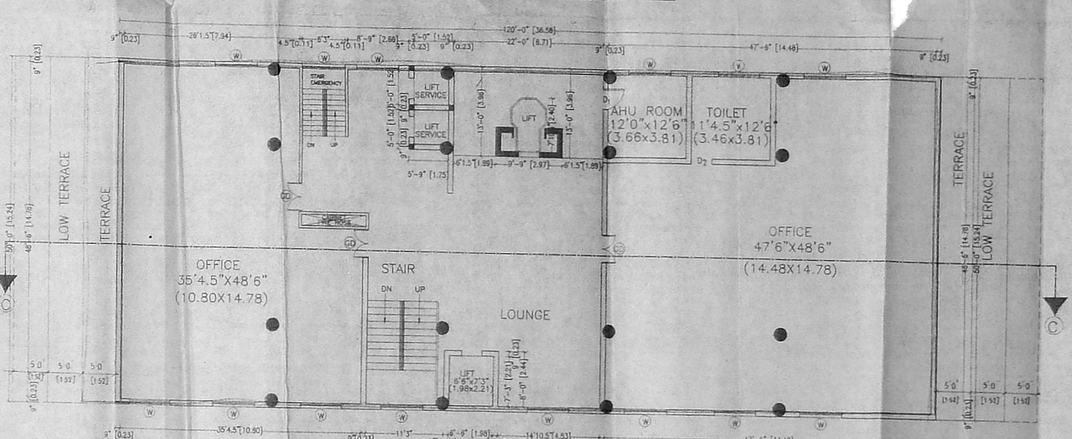

FIFTH FLOOR PLAN

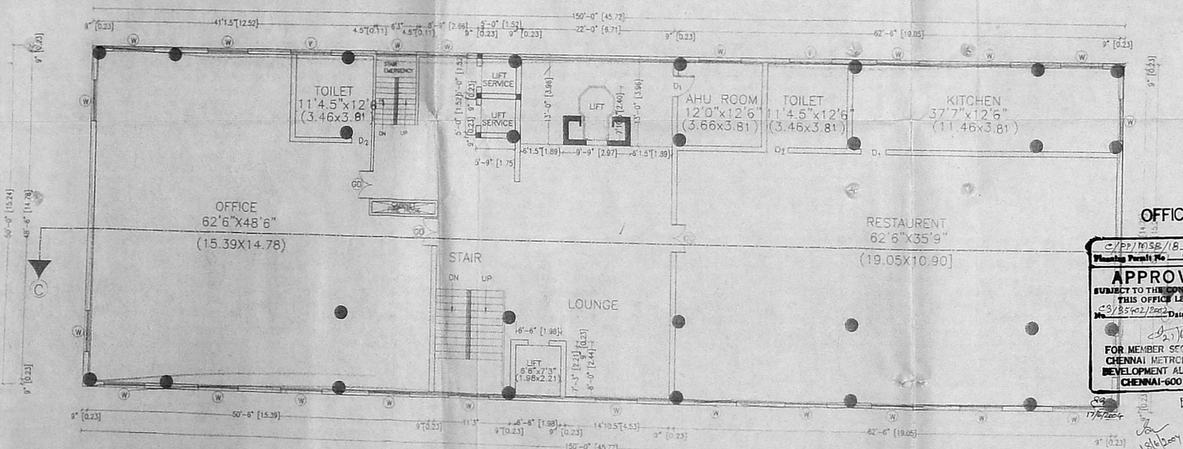

FIRST FLOOR PLAN

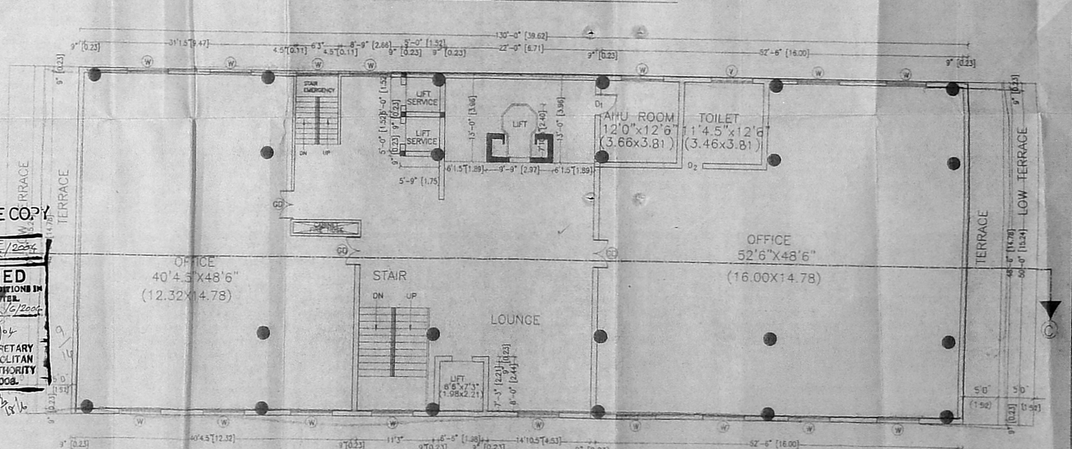

FOURTH FLOOR PLAN

BLOCK NO:3

OFFICE COPY

C/PP/1058/18-F/2004
Planning Permit No

APPROVED
SUBJECT TO THE CONDITIONS IN THIS OFFICE LETTER.
No. C3/35402/2002 Date: 19/6/2004
FOR MEMBER SECRETARY
CHENNAI METROPOLITAN DEVELOPMENT AUTHORITY
CHENNAI-600 008.

PLAN SHOWING THE PROPOSED OFFICE BUILDING AT DOOR NO: 184 & 185 ANNA SALAI, LITTLE MOUNT T.S. NO:24/1, BLOCK NO:8 ADYAR, MAMBALAM GUINDY TALUK, CHENNAI.

SCHEULE OF JOINERY

G D	GLASS DOOR	6'0"x7'0"	1.82x2.13
D1	DOOR	3'0"x7'0"	0.91x2.13
D2	DOOR	2'6"x7'0"	0.76x2.13
W	WINDOW	6'0"x4'6"	1.82 x1.37
V	VENTILATOR	6'0"x2'0"	1.82x0.61

AREA DETAILS

	SQ.FT	SQ.M
PLOT AREA	80161.00	7449.91
BASEMENT AREA	7500.00	697.03
GROUND AREA	7500.00	697.03
FIRST AREA	7500.00	697.03
SECOND AREA	7500.00	697.03
THIRD AREA	7000.00	650.56
FOURTH AREA	6500.00	604.09
FIVETH AREA	6000.00	557.62
SIXTH AREA	5500.00	511.15
SEVENTH AREA	5000.00	464.68
EIGHT AREA	4500.00	418.22
NINETH AREA	4000.00	371.75
TOTAL AREA	61000.00	5669.14

COLOUR INDEX

PROPOSED
ROAD
BOUNDARY

REFERENCE
SCALE : 1" = 8'0"

SHEET NO: 5

P. MUNUSWAMY
59/13, GENESTE COLONY
ALWARPET
CHENNAI - 600 018
OWNER'S SIGNATURE

CMDA C3/PP NO: /
C. No: C3/35402/2002
Asst.
Scrutiny: C3/35402/2002
PART-I 17/6/2004
PART-II
A. P. D. P.

LICENSED SURVEYOR

ALEX JACOB
M.E. (Struct. Eng.), M.I.E. (I), M.I.P. (I)
CONSULTING ENGINEER
M.I.E. (I) 1981 M.I.P. (I) 1980
MADRAS-600 086

M.E. (Struct. Engg.), M.I.E. (I), M.I.P. (I)
REGISTERED ENGINEER No. E4/1751/80
SIGNATURE OF ARCHITECT

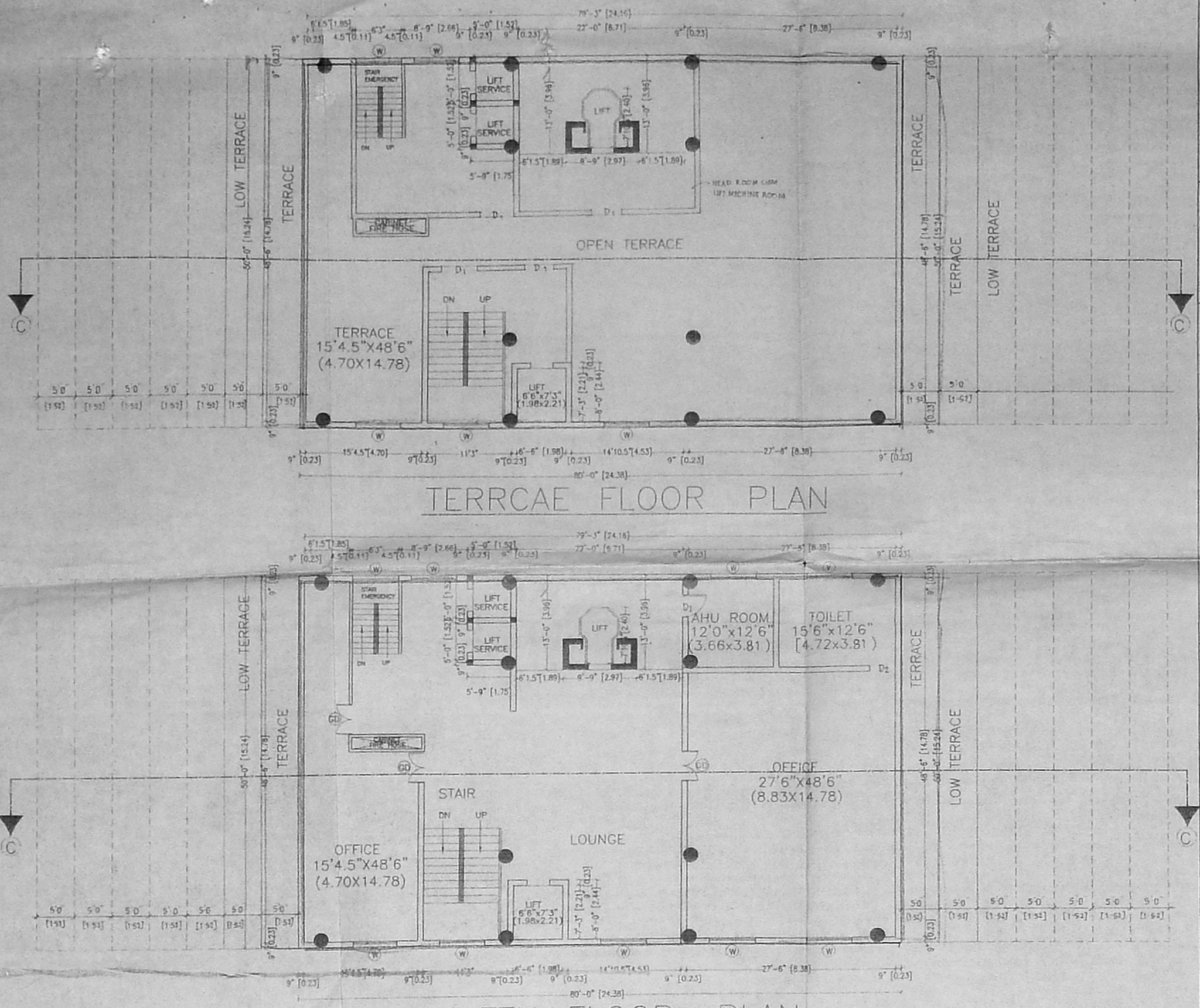

TERRCAE FLOOR PLAN

NINETH FLOOR PLAN

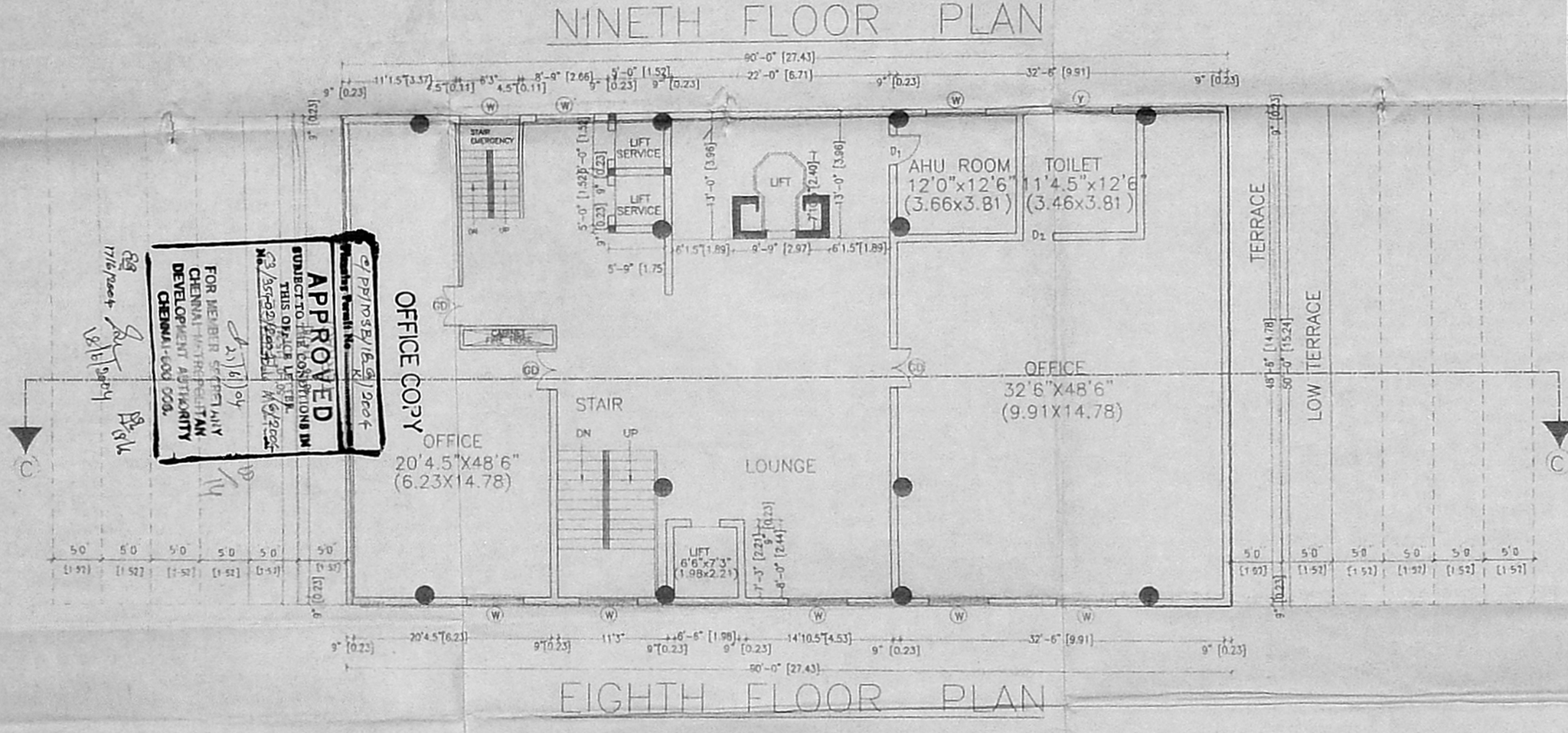

EIGHTH FLOOR PLAN

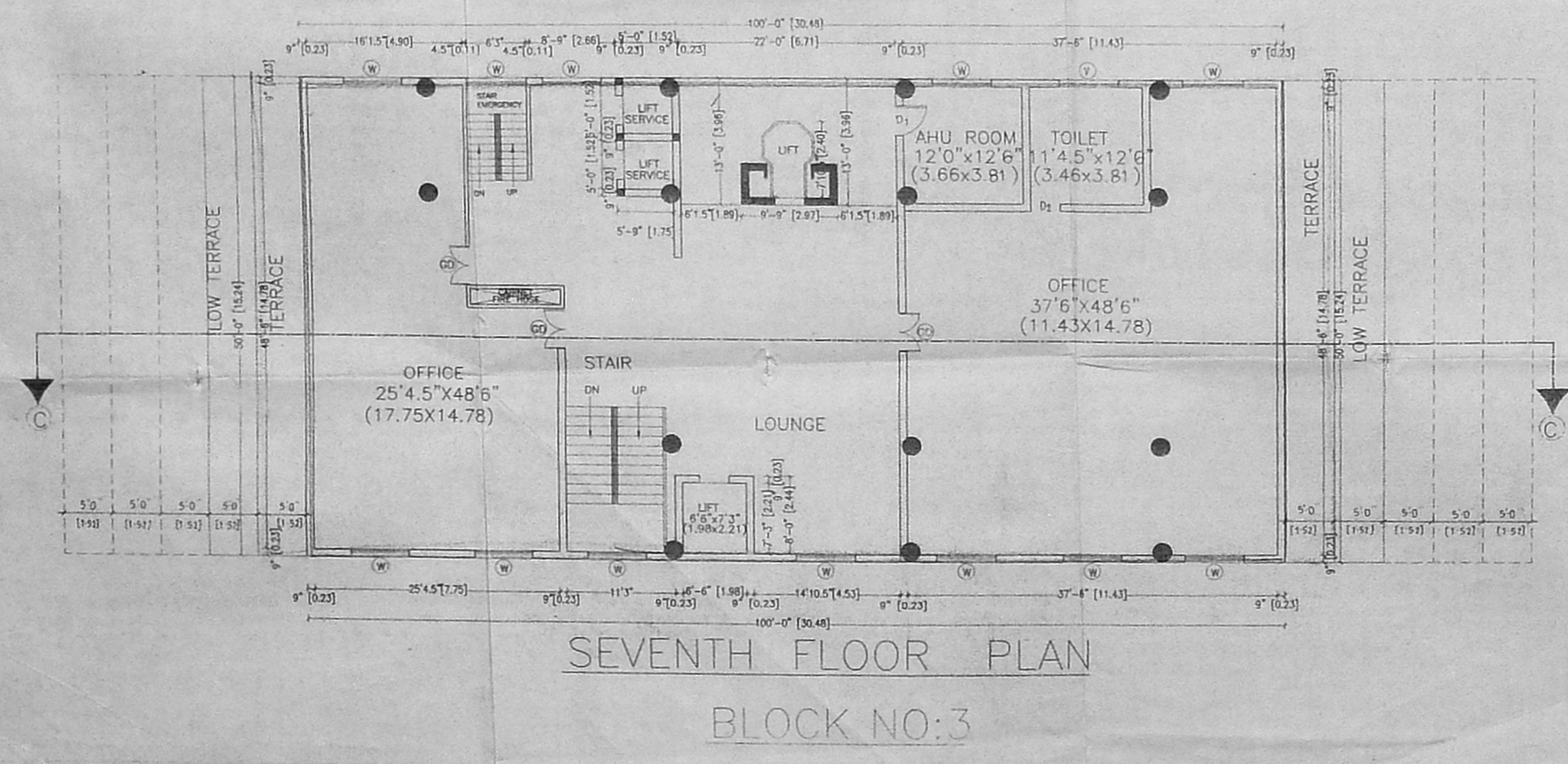

SEVENTH FLOOR PLAN

BLOCK NO:3

PLAN SHOWING THE PROPOSED OFFICE BUILDING AT DOOR NO: 184 & 185 ANNA SALAI, LITTLE MOUNT T.S. NO:24/1, BLOCK NO:8 ADYAR,MAMBALAM GUINDY CHENNAI

SCHEULE OF JOINERY

G.D	GLAZED DOOR	6'0"x7'0"	1.82 x2.13
D_1	DOOR	3'0"x7'0"	0.91x2.13
D_2	DOOR	2'6"x7'0"	0.76X2.13
W	WINDOW	6"0"x4'6	1.82 x1.37
V	VENTILATOR	6'0"x2'0"	1.82 X0.61

COLOUR INDEX

PROPOSED

ROAD

BOUNDARY

REFERENCE

SCALE 1" 8'0"

N

SHEET NO: 6

P. MURALIMOHAN
29/19, DEMONTE COLONY
ALWARPET
CHENNAI - 600 018

OWNER'S SIGNATURE

LICENSED SURVEYOR

CMDA/C3/PP NO:
C. No.:
Asst.
Scrutiny
PART-I
PART-II
A. P.
D. P.

SIGNATURE OF ARCHITECT

SHEET-7

SHEET-(8)

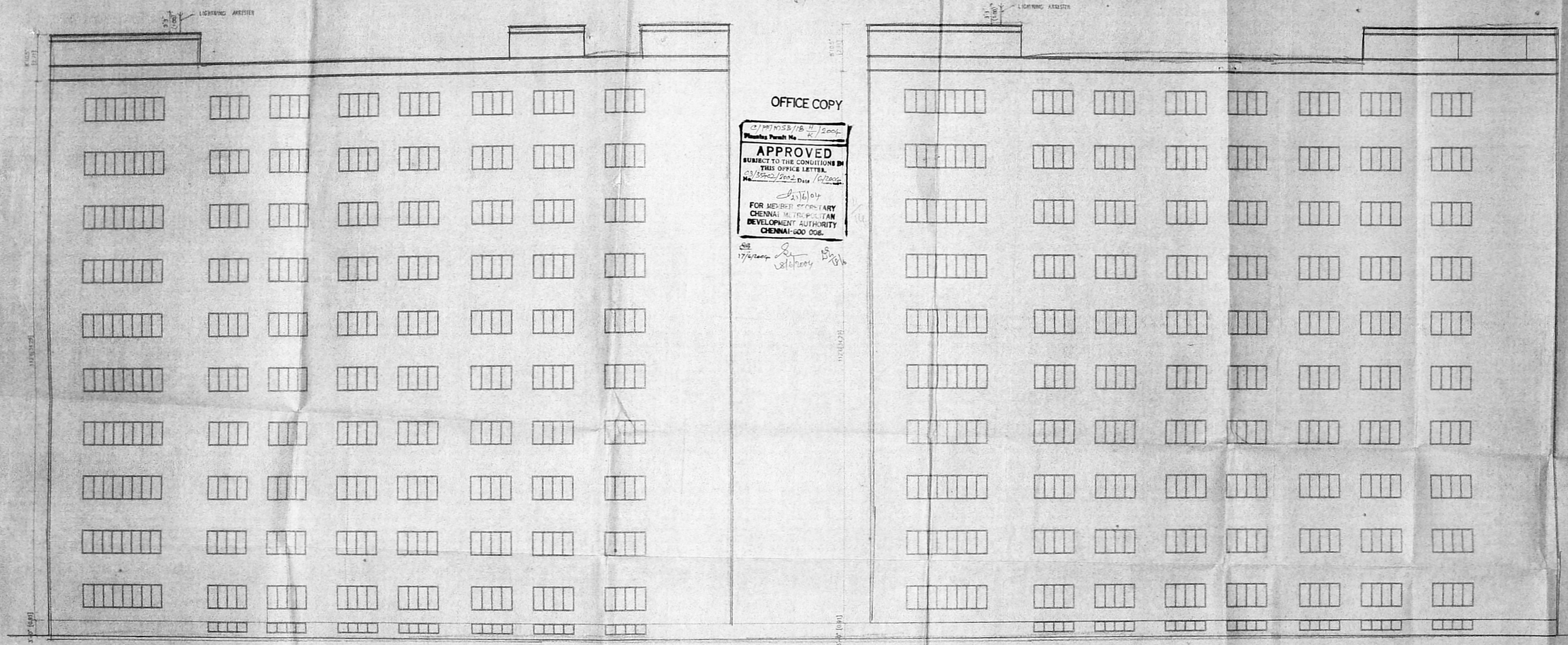

OFFICE COPY

C/PP/MSB/18 H/K/2004
Planning Permit No.

APPROVED
SUBJECT TO THE CONDITIONS IN THIS OFFICE LETTER.
No. C3/35402/2002 Date 16/2004

21/6/04
FOR MEMBER SECRETARY
CHENNAI METROPOLITAN DEVELOPMENT AUTHORITY
CHENNAI-600 008.

17/6/2004 18/6/2004

I & 11 BLOCK ELEVATION

PLAN SHEET
PROPOSED
AT DOOR NO: 184 & 185
ANNA SALAI, ... MOUNT
T.S. NO. 2 ... BLOCK NO:8
ADYAR, MAMBALAM GUINDY
TALUK, CHENNAI

CMDA C3/PP NO: 1
C. No. C3/35402/2002
Acc. No.
Scrutiny
PART-I 17/6/2004
PART-II
18/6/2004
A.P. D.P.

SCHEULE OF JOINERY

G.D.	GLAZED DOOR	6'0"x7'0"	1.82x2.13
D.D.	DOOR	3'0"x7'0"	0.91x2.13
D.D.	DOOR	2'6"x7'0"	0.76x2.13
W	WINDOW	6'0"x4'6"	1.82 x1.37
V	VENTILATOR	6'0"x2'0"	1.82 x0.61

COLOUR INDEX

PROPOSED
ROAD
BOUNDARY

REFERENCE
SCALE 1" = 8'0"

N

SHEET NO: 7

P. MURALIMOHAN
20/19, DEMONTE COLONY
ALWARPET
CHENNAI - 600 018

OWNER'S SIGNATURE

LICENSED SURVEYOR

P. S. GOVIND RAO, G.D. ARCH., A.I.I.A., F.I.I.A.
REGISTERED ARCHITECT No. C.A./75/104

SIGNATURE OF ARCHITECT

ALEX JACOB
A.E. MUNICIPAL ENGINEER
CONSULTING ENGINEER
M.A.R. ROAD, MALAKSHMI COLONY,
MADRAS-600 090

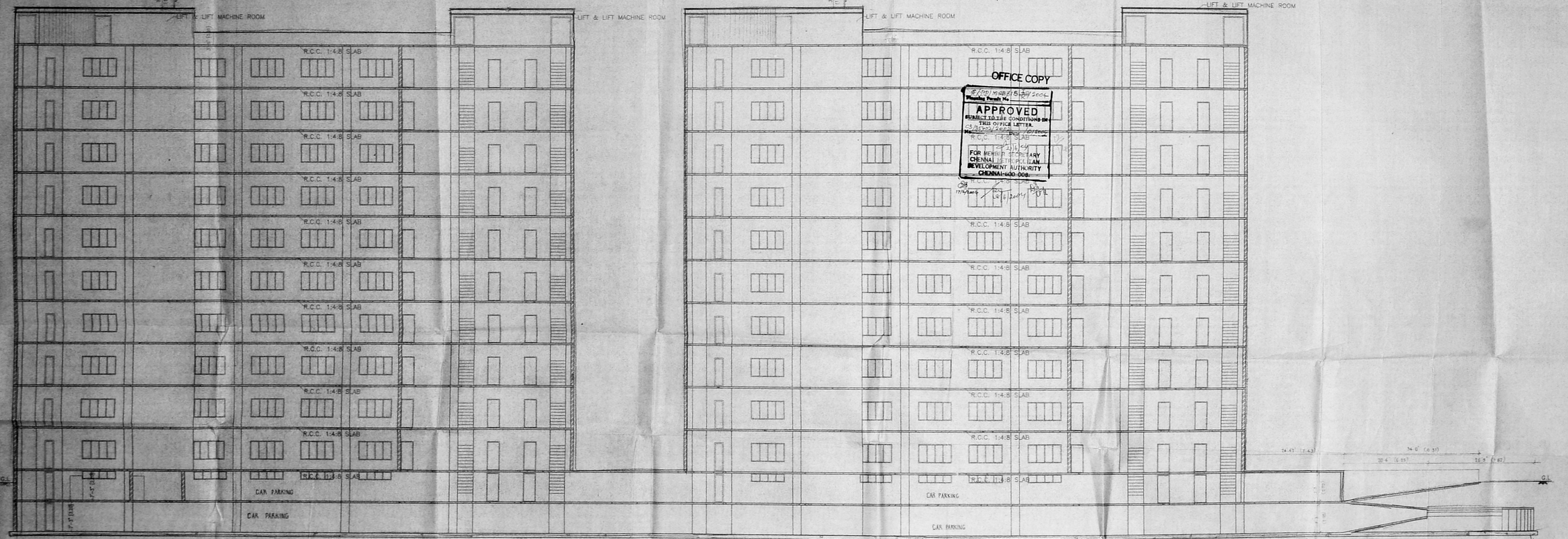

I & II BLOCK SECTION ON AB

OFFICE COPY

APPROVED
SUBJECT TO THE CONDITIONS IN THIS OFFICE LETTER.
FOR MEMBER SECRETARY
CHENNAI METROPOLITAN DEVELOPMENT AUTHORITY
CHENNAI-600 008.

SHEET-9

PLAN SHOWING THE PROPOSED ... AT DOOR ... ANNA SALAI ... T.S. NO:2 ... ADYAR, MA... TALUK, CHENNAI

CMDA C3/PP NO: 1
C. No: C3/35602/2002
Asst
Scrutiny
PART-I
PART-II
A. P.

SCHEULE OF JOINERY

B.D.	GLAZED DOOR	6'-9"x7'-0"	1.83x2.13
D1	DOOR	3'0"x7'0"	0.91x2.13
D2	DOOR	2'6"x7'0"	0.76x2.13
W	WINDOW	6'0"x4'6"	1.82 x1.37
V	VENTILATOR	6'-9"x2'0"	1.82 x 0.61

COLOUR INDEX

PROPOSED 142 x 50.8

ROAD

BOUNDARY

REFERENCE

SCALE 1" = 8'0"

N

SHEET NO: 8

P. MURALIMOHAN
20/19 DEBONIE COLONY
ALWARPET
CHENNAI - 600 018

OWNER'S SIGNATURE

LICENSED SURVEYOR

ALEX JACOB
B.E., M.Tech., M.I.E., M.I.S.E., M.I.E. (Ind.)
CONSULTING ENGINEER
M. M.S.A. 5313, EKSHATHA COLONY
MADRAS-600 090

K. K. GOVIND RAO, C.O. ARCH., A.I.I.A., M.I.E.
REGISTERED ARCHITECT No. 4A / 75 of 104

SIGNATURE OF ARCHITECT

SHEET 10

OFFICE COPY

Planning Permit No. C/60/1035/18 Dt. 17/2/2004

APPROVED

SUBJECT TO THE CONDITIONS IN THIS OFFICE LETTER.

No. C/35043/2004 Dt. 16/6/2006

FOR MEMBER SECRETARY
CHENNAI METROPOLITAN DEVELOPMENT AUTHORITY
CHENNAI-600 008.



BLOCK 3– ELEVATION

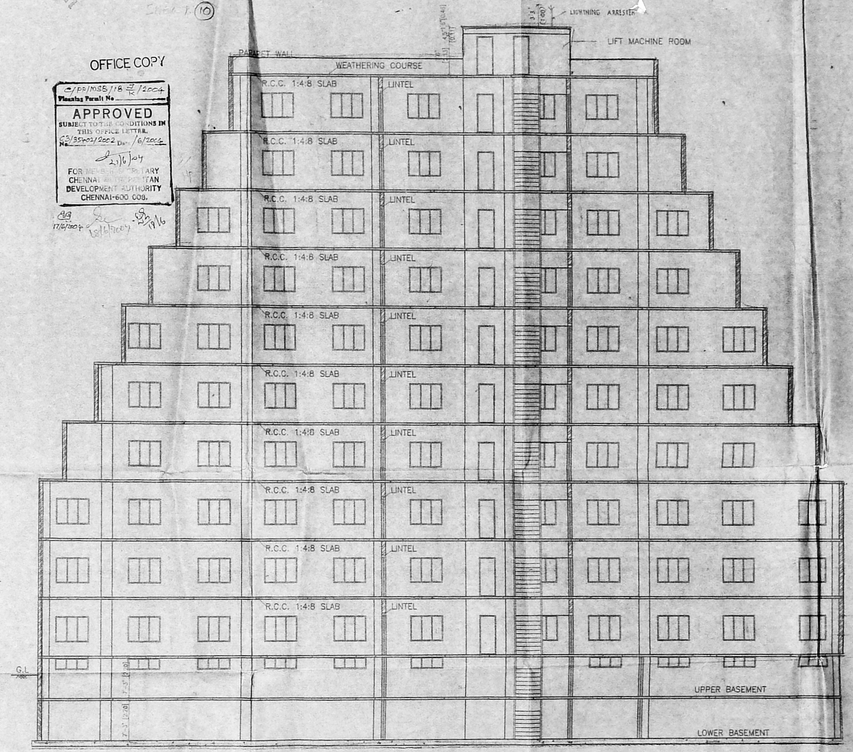

BLOCK3–SECTION ON 'CC'

CMDA C3/PP NO: C/60/1035/18 (2003)

PLAN SHOWING THE PROPOSED CONSTRUCTION AT DOOR NOS. 184 & 185 ANNA SALAI, SAIDAPET TOWN PART-I BLOCK NO:8 T.S. NO:2 & PART-II BLOCK NO:8 ADYAR, MAMBALAM GUINDY TALUK, CHENNAI DISTRICT.

SCHEDULE OF JOINERY

GD	GLAZED DOOR	6'0"x7'0"	1.83x2.13
D	DOOR	3'0"x7'0"	0.91x2.13
Dy	DOOR	2'6"x7'0"	0.76x2.13
W	WINDOW	6'0"x4'6"	1.82 x1.37
V	VENTILATOR	2'6"x1'6"	0.76x0.61

COLOUR INDEX

PROPOSED 152 x 51

ROAD

BOUNDARY

REFERENCE

SCALE : 1" = 8'0"

N

SHEET NO: 9

P. RAMALINGAM
RATNA RESIDENCY COLONY
AMBATTUR
CHENNAI - 600 098

OWNER'S SIGNATURE

LICENSED SURVEYOR

ALEX JACOB
B.E. (Hons.), D.I.P.M., M.I.E., M.I.V.
CONSULTING ENGINEER
M. MAP BUILDING PLANS
MAP/LS-1001/1900

SIGNATURE OF ARCHITECT

SHEET NO: 10

REVISED PLAN DT. 13/5/2004

- MDA CP PP NO. 1
C. No: C3/13560/2004
Amt:
Scrutiny: [illegible] 11/5/2004
PART-I
PART-II
A. P. D. P.

116x86-3

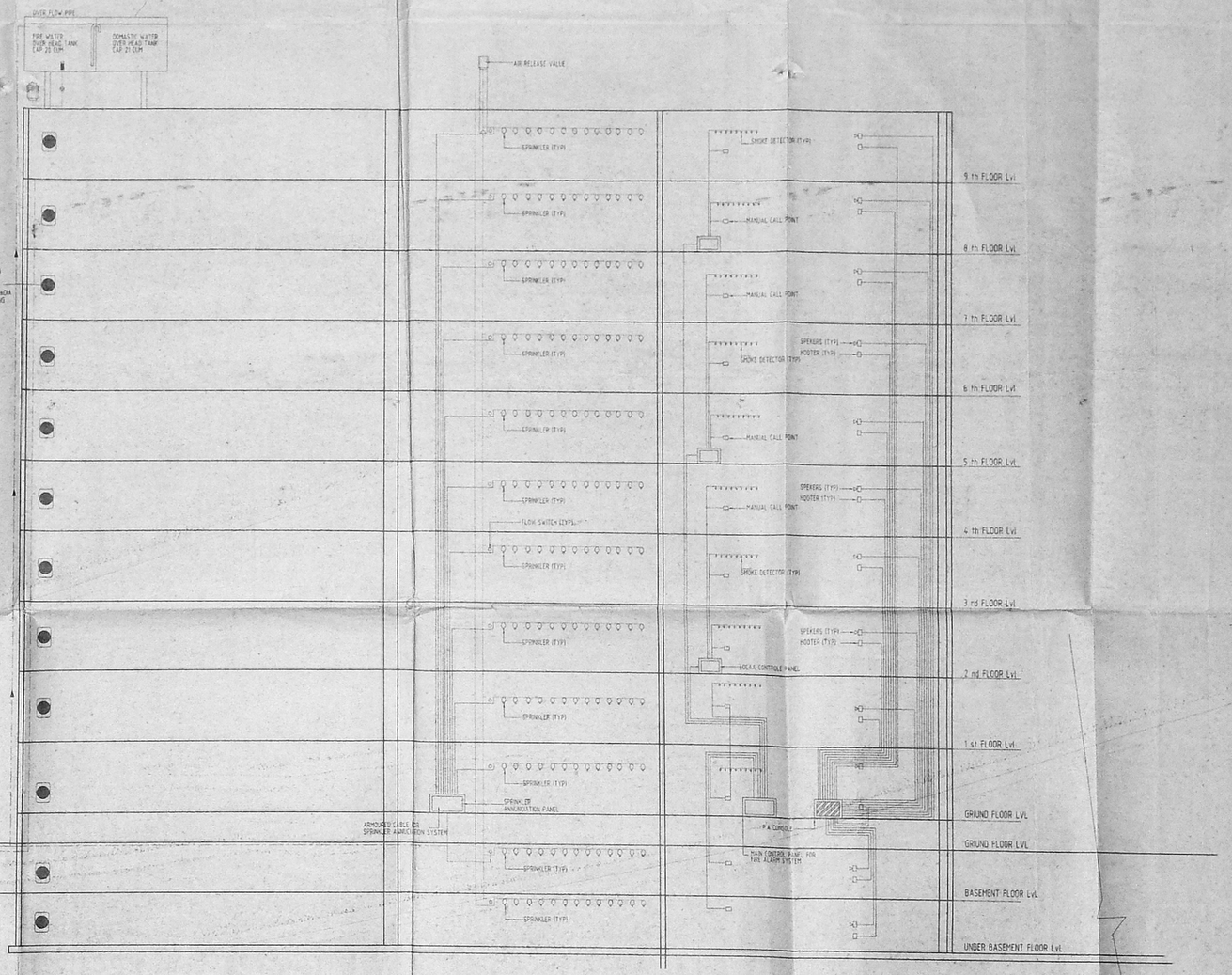

FIRE HOSE CABINET(TYP) COMPRISING OF 63 DIA TWIN HEADED LANDING VALVE 2 LENGHT OF 63 DIA C.P HOSE TS OR LONG 15mm DIA RUBBER HOSE REEL 15M LONG WITH M.S DRUM



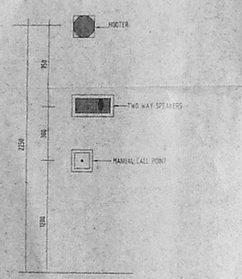

TYPICAL MOUNTING DETAILS

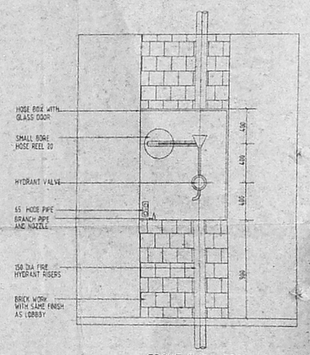

FRONT ELEVATOIN

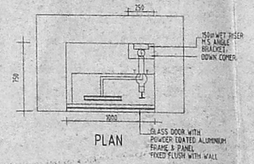

PLAN

SECTION

FIRE SAFTY PROTECTION

TYPICAL ON 3 BLOCK

SCHEDULE OF WATER STORAGE

SL NO	DESCRIPTION	CAPACITY			FIRE WATER SUMP CAP IN CUM	REMARKS
		RAIN WATER	TREATED WATER	DOMASTIC WATER	FIRE WATER	
1	BUILDING	40 CUM	35 CUM	-	200 CUM	
2				20 LPM	20 CUM	

OFFICE COPY

C/PP/MSB/118/2004
APPROVED subject to THE CONDITIONS IN THIS OFFICE LETTER.
for MEMBER SECRETARY Date 4/2004

FOR MEMBER SECRETARY
CHENNAI METROPOLITAN DEVELOPMENT AUTHORITY
CHENNAI-600 008.

SL NO	DESCRIPTION	CAPACITY	REMARKS
1	[illegible] MAIN PUMP	2850 LPM	
2	[illegible] SPRINKLER MAIN PUMP	2850 LPM	
3	JOCKEY PUMP AT PUMP ROOM	180 LPM	
4	JOCKEY PUMP AT TERRACE LVL	900 LPM	
5	DIESEL ENGINE DRIVEN PUMP	2850 LPM	

17/6/2004

NOTES

MANUAL CALL POINT AT 1200 MM ABOVE FINISHED FLOOR LEVEL
TWO WAY SPEAKERS AT 1500MM ABOVE FINISHED FLOOR LEVEL
HOOTER AT 2100mm ABOVE FINISHED FLOOR LEVEL

FIRE HOSE CABINET COMPRISING OF 63mm DIA TWIN HEADED LANDING VALVE 2 LENGTH OF 15M,63mm DIA C.P HOSE 19 mm DIA RAINFORSED RUBBER HOSE REEL 30.0M LONG WITH DRUM FOR EVER 1000 Sqm FLOOR AREA ONE WET RISER 10WN COMER OF CLASS "C" GI PIPE 150 mm DIA PER 1000 Sqm FLOOR AREA

FIRE ALARM SYSTEM

DETECTOR EACH AT EVERY 50 Sqm IN ALL FLOORS
MANUAL CALL POINT SHELL BE PROVIDED
IN ALL THE FLOORS

PUBLIC ADDRESS SYSTEM

SPEAKAERS & HOOTERS SHALL BE PROVIDED IN ALL FLOORS

SPRINKLERS

IN COOMAN AREAS - 1 NO EVERY 9.96 Sqm
IN BASEMENT - 1 NO FOR EACH CAR PARK
TWIN HEADED YARD HYDRANTS SHALL BE PROVIDED
ALL ROUND THE BUILDING AT 30m INTER WALL

STAIR CASE

TREAD -300mm
RISE -150mm
STAIR CASE WIDTH 1500mm (MIN)
STAIR CASE HEAD ROOM 2200mm (MIN)
HEIGHT OF HAND RAIL 1000mm
GAP BETWEEN TWO VERTICAL 150mm
NUMBER OF RISER PER FIGHT =15

LIFT "FIRER LIFT"

LIFT CAPACITY -13 PASSENGER
LIFT WITH AUTOMATICALLY OPERATED DOOR (SELF CLOSING SYSTEM)

EXTINGUISHER

CARBON -DI-OXIDE EXTINGUISHER NEAR MSB & LIFT
WATER PRESSURE TYPE EXTINGUISHER NEAR STAIRCASE
FOAM TYPE EXTINGUSHER NEAR TRANSFORMER YARD &GENERATOR ROOM
SAND FILLING FIRE BUCKET NEAR TRASFORMER YARD
5 kg DRY CHEMICALS POWDER EXTINGUSHER AT 1-NO. FOR EVERY EIGHT CARS

REFUSE AREA

REFUSE ARE HAS BEEN PROVIDED AT NINTH FLOOR
FIRE FIGHTING SUMP
UNDER GROUND FIRE FIGHTING SUMP HAVING CAPACITY HAVE
1.50 LAKHS LITERS PROVIDED 15M AWAY FROM THE STRUCTURE

NOTES

THE PROPOSED BUILDING CLASIFIED ASS GROUP A BUSINESS SUB DIVION A5 SHALL CONFORM TO SPECIFICATION OF NBC 1983 PART IV FIRE PROTECTION AMENDMENT 1997
1. BASE REQUIRMENT AND RAMPS SHALL BE AS PER SPECIFICATION OF NATIONAL BUILDING CODE OF INDIA 1983 PART IV FIRE PROTECTIONS AMENDMENT 1997
2. EXITS EXCAPES AUTOMATIC FIRE ALARM SYSTEM AIR CODITIONING SYSTEM FIRE LIFT SURVISE DUCTS SHALL CONFORM TO THE REQUIRMENT OF NATIONAL BUILDING CODE OF INDIA 1983 GROUP I PART IV FIRE PROTECTION AMENDMENT NO.3 JANUARY 1997

3. THE REQUIRMENT OF FIRE LIFTS SHALL CONFORM TO NATIONAL BUILDING CODE OF INDIA 1983 AMENDMENT NO.3 JANUARY 1997 WALLS OF LIFT LIFTS CAR DOOR SHALL HAVE FIRE RESIDENCE OF 1 HOUR IN CASE OF FAILURE OF NORMAL POWER SUPPLY IT SHALL AUTOMATICALLY TRIP OVER TO ALTERNATE SOURCE OF SUPPLY
4. THE BUILDING SHOULD BE PROVIDED WITH LIGHTING ARRESTOR
5. ALL ELECTRIC DISTRIBUTION CABLES WIREING SHALL BE LAIN IN A SEPERATE DUCT. THE CABLES WIRING DUCTS SHALL BE SEALED AT EVERY FLOOR WITH NONCOMBUSITIBLE MATERIALS HAVING THE SAME FIRE RESISTANCE AS THAT OF THE DUCT LOW AND MODUM VOLTAGE WIRING RUNNING IN SHAFT AND IN FALSE CEILING SHALL RUN IN SEPERATE CONDUCTS

6. SEPERATE CIRCUITS FOR FIRE FIGHTING PUMPS LIFTS STRUCTURES AND CORRIDOR LIGHING SHALL BE PROVIDED DIRECTRILY FROM THE MAIN SWITCH GEAR PANNEL AND THESE CUECUITS SHALL BE LAID IN SEPERATE CONCITS PIPE SO THAT FIRING ONE CURCUITS NOT AFFECT OTHER MASTER SWITCHES CONTROLINDG ESSETIAL SERVICE CURCUITS SHALL BE CLEARLY LEVELED

7. ALL ROUTES LEADING TO EXIT SHALL BE CLEARLY MARKED EMERGENCY LIGHTS SHOULD BE PROVIDED IN ALL THE CORRIDOR AND NEAR THE STRUCTURES.

8. THE TRNSFORMERS SHALL BE HOUSED AWAY FROM THE BUILDING AND TOTALLY SEGREGTED FROM OTHER AREAS BY FOUR HOURS FIRE RESISTING WALL WITH ACCESS DIRECTLY FROM OUT SIDE

9. THE FIRST AID FIRE FIGHTING EQUIBMENT SHALL BE PROVIDED ON ALL FLOORS INCLUDING BASEMENTS LIFT ROOM ETC..

10. AFTER PROVIDING FOR CLEAR SET BACK SPACE THE PILLAR HYDRANT LOCATIONS SHALL CONFORM TO NBC PROVISION

N

PLAN SHOWING THE
PROPOSED OFFICE BUILDING
INDICATIONG FIRE SAFETY
MEASURES AS PER NOC
RC.NO:513 /C1/2001 Dt 10-01-2001
AT DOOR NO: 184 & 185
ANNA SALAI, LITTLE MOUNT
SURVEY NO:24, BLOCK NO:8
GUINDY MAMBALAM TALUK,
CHENNAI

SCALE 1"=8'0" OR 1:100

SPECIFICATION

FOUNDATION: P.C.C 1:4:8 WITH BRICK FOOTING
FLOORING: MOSAIC FLOORING OVER P.C.C 1:4:8
WALLS : BRICK WORK WITH cm 1:3 PLASTERING
WEATHERING COURSE: WITH LIME AND CEMENT MORTAR WITH PRESSED TILES
WOOD WORK : WITH TEAK AND COUNTRTY WOOD

COLOUR INDEX

PROPOSED
EXISTING ROAD
SITE BOUNDARY
SEWER LINE
WATER LINE

LEGENTS

- FIRE HOSE CABINET
- MANUAL CALL POINT/HOOTER SPEAKERS
- MCP MANUAL CALL POINT
- CARBON-DI-OXIDE EXTINGUISHER 2 K.A CAP
- SPINKLER
- SMOKE DETECTOR
- FIRE BRIGADE INLET CONNECTION (4 WAY TOTAL 1NO)
- TWIN HEADED YEARD HYDRANT
- FD FIRE DOOR
- BUTTERFLY VALVE
- Y-STRAINER
- FIRE PUMP
- NON RETURN VALVE
- FIRE FIGHTING WET LINE
- FLOW SWITCH

For R.K. INVESTMENTS
Mg. Partner
SIGN OF OWNER

SIGN OF LICENSED SURVEYOR

P.S. GOVIND RAO, G.D. ARCH, A.I.I.A., R.I.B.A.
REGISTERED ARCHITECT No. CA/75/104
SIGN OF ARCHITECT